



**MADE
BLUE
FOUNDATION**

INSTALLATION CONDITIONS



MADE BLUE FOUNDATION

The situation should reasonably be ready for a "plug and play" placement.

For the placement of the water tap you must meet our conditions.

We advise you to have your technical service or installer check the conditions at your location.

If the conditions are not met, the placement may not be completed and you will be charged for the next visit. Any additional costs can also be charged.

Please note: failures caused by non-compliance with the installation conditions are not covered by our service contract and will be charged.

THE MOST IMPORTANT INSTALLATION CONDITIONS



Water supply

An available and working water supply (3/4 "washing machine tap or 1/2" ball valve) must be provided with controllable EA backflow protection (check valve) within 1 uninterrupted meter of the installation point. The water pressure must be a minimum of 1 bar and a maximum of 3.5 bar.



Power socket

There must be an available and working 230 V power connection, grounded, within 1 uninterrupted meter of the placement point. With a portion control tap tower, a tap tower with lights and with tap Sunny an extra power socket is needed.



Space

The water cooler must be set up in a well-ventilated way with a minimum of 10 cm around for sufficient airflow. In addition, the water cooler should not be placed in a closed room / cupboard (without ventilation). Also allow sufficient space for the carbon dioxide cylinder and filter. On the following pages the dimensions of the water coolers are exclusive of the 10 cm free space needed for airflow around the water cooler.



Carbon cylinder

This only applies to water coolers with sparkling water. A filled carbon cylinder must be present and available during installation. In case of small carbon bottles for office use we will bring along the first one and re-orders can be done via us. Refillable carbon dioxide bottles for hospitality from 2 kg can be ordered from a wholesaler (also available in 5kg and 10kg).

ADDITION TO UNDERCOUNTER MODELS

- 📍 The under counter water cooler should be as close as possible (without interruptions) to the tapping tower, with a maximum distance of 3 meters. Pipes must be able to be easily routed from the tap tower to the water cooler. Our technician must be able to reach this route easily everywhere.
- 📍 If necessary: Permission to drill and / or to go through a casing cooling prior to placing the dispensing unit in the worktop.
- 📍 For worktops made of composite, concrete, tiles or other hard materials / types of stone, you must provide the hole for the tapping tower yourself (diameter of standard tapping tower: 35 mm, tap tower round: 50 mm, other tap towers: in consultation).
- 📍 There must be enough space to be able to place the tower both on and under the work surface. This means that there must be at least 15 cm of space below the desired location for the tower. Our technician must be able to easily reach the water cooler with pipes from the tap tower. He has to be able to reach everything with his hands.
- 📍 Take into account a required width of approximately 25 cm for the standard tapping tower. The tower can not be placed too close to other tower towers.
- 📍 If you buy a the tapping tower yourself, it must be installed with the correct connections for the water pipes (flat and fizzy) with an outside diameter of 8mm (5/16 ") (beer pipes often have different sizes). The faucets intended for the water must be stainless steel compensator faucets. In the case of malfunctions of a tap tower in your own management, this will not be the responsibility of Made Blue.



**MADE
BLUE
FOUNDATION**



**Want to consult?
Call during office hours
with our partner
MERKKwater
085-4897710**

ADDITION TO TABLE TOP MODELS

- 📍 If required: Permission to drill in the worksheet. This can occur in the event that a table model must be connected to connections under the work surface (such as supply, electricity, filter and / or carbon dioxide cylinder).
- 📍 For work surfaces made of composite, concrete, tiles or other hard materials / You must provide the hole for the connections yourself (diameter required for hole: 50 mm).
- 📍 The water cooler weighs around 40 kilos (with a full ice bank), keep in mind that the chassis holds this.
- 📍 Table models are not equipped with a drain as standard. If removal is desired, this must be made clear when you order or if you have chosen Model C, there must be a trap within 1 uninterrupted meter of placement point available. The trap must be at least 20 cm lower placed beyond the drip tray.



**MADE
BLUE
FOUNDATION**



**Want to consult?
Call during office hours
085-4897710**



Want to consult?

If you have any questions regarding the above placement conditions and would like to consult with us, please call our partner MERKKwater during office hours on 085-4897710.

They will gladly help you.

OTHER POINTS OF ATTENTION



Free space to work

The placement location must be free of obstructions. The fitter must be able to get started immediately.



Presence of contact person

During installation, someone must be present who can show the fitter the exact location for the installation and someone who can be explained about the installation. This person must inform the users of the water tap of the correct use of the machine.



Wadden islands

The boat tickets will be charged for placement or adjustments on the Wadden Islands.



Placement time

If the installation conditions are met, the technician will be ready within 2 hours. As previously indicated, everything must be ready for plug and play. If this is not the case, additional costs for labor and material will be charged on actual costs.

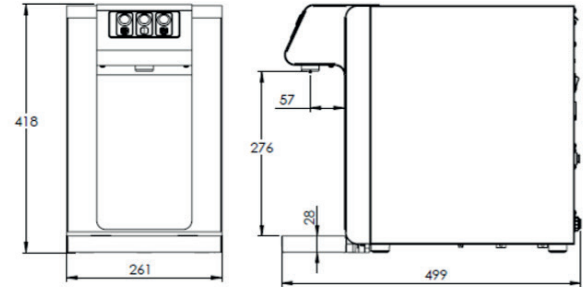


Placement conditions not met

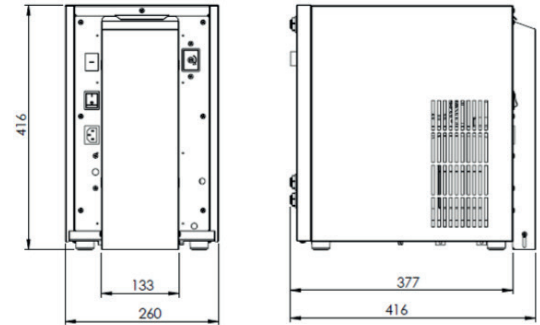
If the placement conditions are not met, the technician may not be able to complete the placement. No guarantees can be given how quickly a technician can come by for a new appointment. The appointment for a new placement must be made in consultation.



MODEL A: TABLE TOP



MODEL A: UNDERCOUNTER WITH TAPPING TOWER



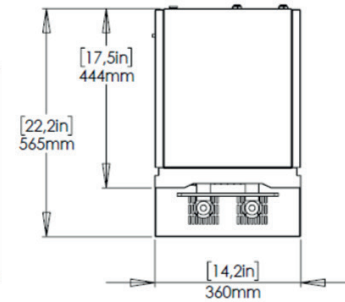
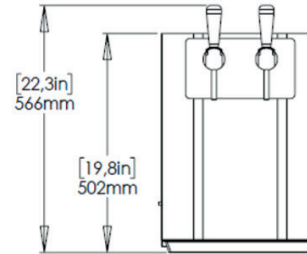
Dimensions model A

- * Sizes are in mm
- * There must be a minimum clearance of 100 mm around the water cooler for ventilation.

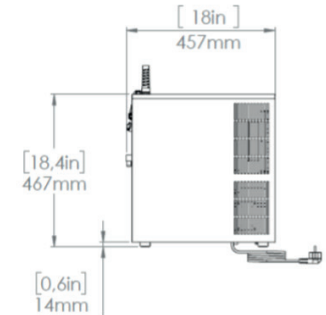
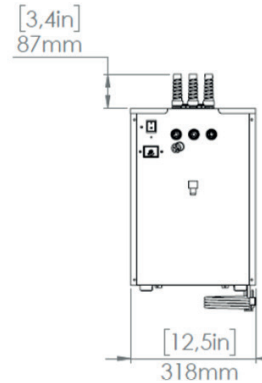


**MADE
BLUE
FOUNDATION**

MODEL B: TABLE TOP



MODEL B: UNDERCOUNTER WITH TAPPING TOWER

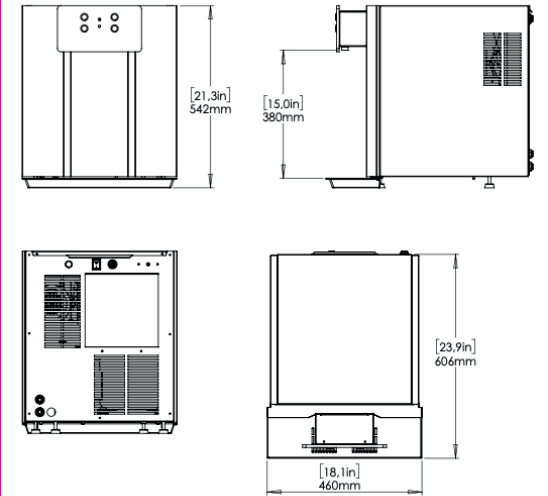


Dimensions model B

- * Sizes are in mm
- * There must be a minimum clearance of 100 mm around the water cooler for ventilation.



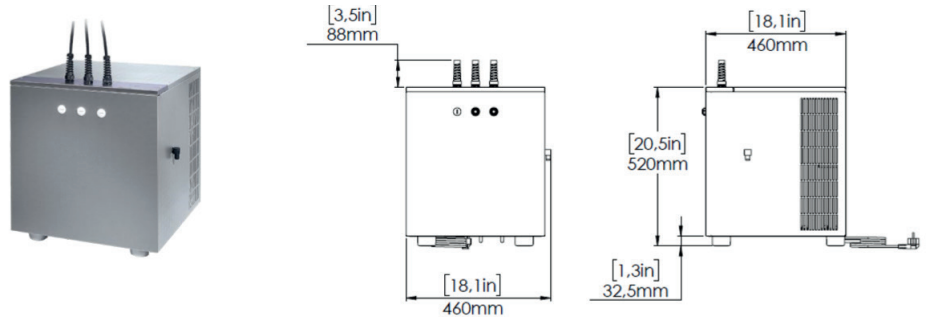
MODEL C: TABLE TOP



MODEL C: UNDERCOUNTER WITH TAPPING TOWER

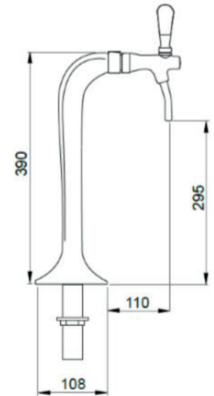
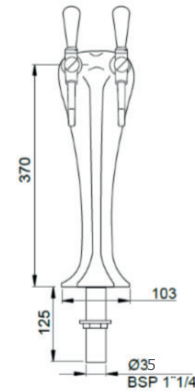
Dimensions model C

- * Sizes are in mm
- * There must be a minimum clearance of 100 mm around the water cooler for ventilation.





OUR STANDARD TAPPING TOWER



Dimensions tap tower

- * Sizes are in mm
- * There must be a minimum clearance of 100 mm around the water cooler for ventilation.



MADE BLUE FOUNDATION

CONSULT?

If you have any questions regarding the above placement conditions and would like to consult with us, please contact our partner MERKKwater.



085-4897710



info@merkkwater.nl

We are happy to assist you!